

# KHANDELWAL JAIN & CO.

Website: www.kjco.net • E-mail: kjco@kjco.net

CHARTERED ACCOUNTANTS

6-B&C, Pil Court, 6th Floor,  
111, M. Karve Road, Churchgate,  
Mumbai - 400 020.  
Tel.: (+91-22) 4311 5000  
Fax : 4311 5050

12-B, Baldota Bhavan, 5th Floor,  
117, M. Karve Road, Churchgate,  
Mumbai - 400 020.  
Tel.: (+91-22) 4311 6000  
Fax : 4311 6060

## Independent Auditor's Review Report


### TO THE BOARD OF DIRECTORS OF ORICON ENTERPRISES LIMITED

1. We have reviewed the accompanying statement of unaudited standalone financial results of Oricon Enterprises Limited ("the Company") for the quarter ended June 30, 2016 (the "Statement"). This Statement is the responsibility of the Company's Management and has been approved by the Board of Directors. Our responsibility is to issue a report on the statement based on our review.
2. We conducted our review in accordance with the Standard on Review Engagement (SRE) 2410, "Review of Interim Financial Information performed by the Independent Auditor of the Entity", issued by the Institute of Chartered Accountants of India. This standard requires that we plan and perform the review to obtain moderate assurance as to whether the Statement is free of material misstatement. A review is limited primarily to inquiries of Company personnel and analytical procedures applied to financial data and thus provides less assurance than an audit. We have not performed an audit and accordingly, we do not express an audit opinion.
3. Based on our review conducted as above, nothing has come to our attention that causes us to believe that the accompanying Statement, prepared in accordance with applicable Accounting Standards and other recognised accounting practices and policies has not disclosed the information required to be disclosed in terms of Regulation 33 of the SEBI (Listing Obligations and Disclosure Requirements) Regulations, 2015 including the manner in which it is to be disclosed, or that it contains any material misstatement.


For Khandelwal Jain & Co.

Chartered Accountants

Firm Registration No.: 105049W

  
(Narendra Jain)  
Partner

(Membership No.: 048725)



Place : Mumbai

Date : August 13, 2016

**Oricon Enterprises Limited**

CIN: L28100MH1968PLC014156

Registered Office: 1076, Dr. E. Moses Road, Worli, Mumbai - 400 018

**Website:** www.oriconenterprises.com **Email Id:** share@ocl-india.com **Tel. No.:** 022 24964656 - 60 **Fax No.:** 022 24963055

**Statement of Unaudited Standalone Financial Results for the Quarter Ended 30th June, 2016**

(Rs. In Lakhs)

Sr. No.	Particulars	3 months ended 30-06-2016	Preceding 3 months ended 31-03-2016	Corresponding 3 months ended 30-06-2015 in the previous year	Previous Year ended 31-03- 2016
		(Unaudited)	(Unaudited)	(Unaudited)	(Audited)
1	<b>Income from Operations</b>				
	(a) Net Sales / Income from Operations (Net of Excise Duty)	1,577.27	1,147.33	2,030.00	6,147.01
	(b) Other Operating Income	-	-	-	-
	<b>Total income from Operations (Net)</b>	<b>1,577.27</b>	<b>1,147.33</b>	<b>2,030.00</b>	<b>6,147.01</b>
2	<b>Expenses</b>				
	(a) Cost of Materials consumed	595.18	613.17	773.74	2,497.24
	(b) Purchase of Traded Goods	813.08	282.05	952.73	2,604.80
	(c) Changes in inventories of finished goods, Work in Progress and Stock in Trade	(24.05)	41.55	2.78	45.38
	(d) Employee Benefits Expense	115.63	106.71	116.51	474.48
	(e) Depreciation and Amortisation Expenses	37.56	53.46	40.12	175.28
	(f) Consumption of Stores & Spares	5.22	17.68	29.65	77.55
	(g) Other Expenses	203.83	159.80	172.29	638.59
	<b>Total expenses</b>	<b>1,746.45</b>	<b>1,274.42</b>	<b>2,087.82</b>	<b>6,513.32</b>
3	<b>Profit / (Loss) from Operations before Other Income, Finance Costs and Exceptional Items (1- 2)</b>	<b>(169.18)</b>	<b>(127.09)</b>	<b>(57.82)</b>	<b>(366.31)</b>
4	Other Income	278.74	1,137.98	534.69	2,768.67
5	<b>Profit / (Loss) from Ordinary Activities before Finance Costs and Exceptional Items (3 + 4)</b>	<b>109.56</b>	<b>1,010.89</b>	<b>476.87</b>	<b>2,402.36</b>
6	Finance Costs	184.83	238.38	238.61	976.81
7	<b>Profit / (Loss) from ordinary activities after finance costs but before exceptional items (5 - 6)</b>	<b>(75.27)</b>	<b>772.51</b>	<b>238.26</b>	<b>1,425.55</b>
8	Exceptional Item	415.95	-	-	200.00
9	<b>Profit / (Loss) from ordinary activities before tax (7 + 8)</b>	<b>340.68</b>	<b>772.51</b>	<b>238.26</b>	<b>1,625.55</b>
10	<b>Tax expense</b>				
	Current Tax	78.00	(3.00)	12.30	42.00
	Deferred Tax	(3.73)	(1.55)	(4.90)	(18.14)
	Income Tax for earlier year	3.45	19.78	-	19.78
11	<b>Net Profit / (Loss) form ordinary activities after tax (9 - 10)</b>	<b>262.96</b>	<b>757.28</b>	<b>230.86</b>	<b>1,581.91</b>
12	Extraordinary items (net of tax)	-	-	-	-
13	<b>Net Profit / (Loss) for the period (11 - 12)</b>	<b>262.96</b>	<b>757.28</b>	<b>230.86</b>	<b>1,581.91</b>
14	Paid-up Equity Share Capital (Face Value: Rs.2/- per share)	3,140.95	3,140.95	3,140.95	3,140.95



15	Reserve excluding Revaluation Reserve as per balance sheet of previous accounting year				45,469.03
16	Earnings per share (Face Value Rs.2/- each) (not annualised)				
(i)	Before Extraordinary Items				
	(a) Basic	0.17	0.48	0.15	1.01
	(b) Diluted	0.17	0.48	0.15	1.01
(ii)	After Extraordinary Items				
	(a) Basic	0.17	0.48	0.15	1.01
	(b) Diluted	0.17	0.48	0.15	1.01

see accompanying notes to the Financial Results



**Segment wise Revenue, Results and Capital Employed for the Quarter Ended 30th June, 2016**

(Rs. In Lakhs)


Sr. No.	Particulars	3 months ended 30-06-2016	Preceding 3 months ended 31-03-2016	Corresponding 3 months ended 30-06-2015 in the previous year	Previous Year ended 31-03- 2016
		(Unaudited)	(Unaudited)	(Unaudited)	(Audited)
(i)	<b>Segment Revenue</b>				
	(a) Petrochemical	614.75	717.38	878.66	2,817.64
	(b) Trading	829.39	287.78	971.78	2,657.67
	(c) Liquid Colorants	98.83	88.40	70.66	281.74
	(d) Pet Bottle	34.30	53.77	108.90	389.96
	Total	<b>1,577.27</b>	<b>1,147.33</b>	<b>2,030.00</b>	<b>6,147.01</b>
	Less: Inter Segment Revenue	-	-	-	-
	<b>Net Sales / Income from Operations</b>	<b>1,577.27</b>	<b>1,147.33</b>	<b>2,030.00</b>	<b>6,147.01</b>
(ii)	<b>Segment Results</b> [Profit(+) / Loss(-) before tax and Interest from each segment]				
	(a) Petrochemical	29.90	62.72	102.53	268.58
	(b) Trading	16.76	2.12	19.40	53.35
	(c) Liquid Colorants	(1.08)	3.64	(6.12)	2.07
	(d) Pet Bottle	(46.10)	(38.06)	(16.35)	(74.30)
	Total	<b>(0.52)</b>	<b>30.42</b>	<b>99.46</b>	<b>249.70</b>
	Less:				
	(i) Interest	(177.11)	(237.85)	(236.25)	(945.80)
	(ii) Other unallocable income net off unallocable expenditure	518.31	979.94	375.05	2,321.65
	<b>Total Profit Before Tax</b>	<b>340.68</b>	<b>772.51</b>	<b>238.26</b>	<b>1,625.55</b>
(iii)	<b>Capital Employed</b> (Segment Assets - Segment Liabilities)				
	(a) Petrochemical	402.03	431.40	533.54	431.40
	(b) Trading	797.81	1,298.97	1,224.36	1,298.97
	(c) Liquid Colorants	270.29	303.20	304.37	303.20
	(d) Pet Bottle	585.41	641.99	727.47	641.99
	(e) Unallocable	57,289.76	55,911.93	54,534.36	55,911.93
	<b>Total</b>	<b>59,345.30</b>	<b>58,587.49</b>	<b>57,324.10</b>	<b>58,587.49</b>



**Notes:**

- (i) The above results have been reviewed by the Audit Committee and approved by the Board of Directors at its meeting held on 13th August, 2016. The above results have also been reviewed by the Statutory Auditors of the Company.
- (ii) Exceptional item amounting to Rs.415.95 lakhs for the quarter ended 30th June, 2016 represents profit on sale of Land and the same is considered as unallocable for segment reporting. Exceptional Item amounting to Rs.200 lakhs for the year ended 31st March, 2016 represents compensation received towards relinquishing the tenancy rights of the premises.
- (iii) The Board of Directors of the Company at their meeting held on 13th August, 2016 has, subject to approvals of Shareholders, Creditors, Hon'ble High Court Bombay and Regulatory Authorities as may be necessary, approved in principle the amalgamation of Oriental Containers Limited and Oricon Properties Private Limited (Company's Wholly Owned Subsidiaries) with the Company. The appointed date for amalgamation is 1st April, 2016.
- (iv) The figures for the quarter ended 31st March, 2016 are balancing figures between the audited figures in respect of the full financial year ended 31st March, 2016 and unaudited published year to date figures upto 31st December, 2015, being the end of the third quarter of the previous financial year.
- (v) Figures for the previous periods are re-classified / re-arranged / re-grouped, wherever necessary.

For and on behalf of the Board of Directors



A handwritten signature in black ink, appearing to read "Rajendra Somani".

Rajendra Somani  
Managing Director  
(DIN No.: 00332465)

Mumbai  
Date : 13th August, 2016



# KHANDELWAL JAIN & CO.

Website: www.kjco.net • E-mail: kjco@kjco.net

CHARTERED ACCOUNTANTS


6-B&C, Pil Court, 6th Floor,  
111, M. Karve Road, Churchgate,  
Mumbai - 400 020.  
Tel.: (+91-22) 4311 5000  
Fax : 4311 5050

12-B, Baldota Bhavan, 5th Floor,  
117, M. Karve Road, Churchgate,  
Mumbai - 400 020.  
Tel.: (+91-22) 4311 6000  
Fax : 4311 6060

## Independent Auditors' Review Report

### TO THE BOARD OF DIRECTORS OF ORICON ENTERPRISES LIMITED

1. We have reviewed the accompanying statement of unaudited consolidated financial results of **Oricon Enterprises Limited** ("the Holding Company") and its subsidiaries (the Holding Company and its subsidiaries together referred to as "the Group") and its jointly controlled entity for the quarter ended June 30, 2016 (the "Statement"). This Statement is the responsibility of the Holding Company's Management and has been approved by the Board of Directors. Our responsibility is to issue a report on the Statement based on our review.
2. We conducted our review of the Statement in accordance with the Standard on Review Engagement (SRE) 2410, "Review of Interim Financial Information performed by the Independent Auditor of the Entity", issued by the Institute of Chartered Accountants of India. This standard requires that we plan and perform the review to obtain moderate assurance as to whether the Statement is free of material misstatement. A review is limited primarily to inquiries of Holding Company personnel and analytical procedures applied to financial data and thus provides less assurance than an audit. We have not performed an audit and accordingly, we do not express an audit opinion.
3. (i) We did not review the interim unaudited consolidated financial results of two subsidiaries included in the Statement, whose interim unaudited consolidated financial results reflects total revenues of Rs.19,008.89 lakhs for the quarter ended June 30, 2016 and total profit after tax of Rs.767.22 lakhs for the quarter ended June 30, 2016. These interim unaudited consolidated financial results have been reviewed by other auditors whose reports have been furnished to us by the Management and our report on the Statement, in so far as it relates to the amounts and disclosures included in respect of these subsidiaries, is based solely on the reports of the other auditors.
- (ii) The interim unaudited consolidated financial results of one subsidiary as mentioned in point 3(i) above includes interim unaudited financial results of two subsidiaries in which total revenue amounts to Rs.1,314.09 lakhs for the quarter ended June 30, 2016 and total loss after tax amounts to Rs.372.58 lakhs for the quarter ended June 30, 2016. These interim unaudited financial results have not been reviewed by other auditors and are certified by the Management.



-2-

4. We did not review the interim unaudited standalone financial results of two subsidiaries and one jointly controlled entity included in the Statement, whose interim unaudited standalone financial results reflects total revenues of Rs.12,017.62 lakhs for the quarter ended June 30, 2016 and total profit after tax of Rs.650.08 lakhs for the quarter ended June 30, 2016. These interim unaudited standalone financial results have been reviewed by other auditors whose reports have been furnished to us by the Management and our report on the Statement, in so far as it relates to the amounts and disclosures included in respect of these subsidiaries and one jointly controlled entity is based solely on the reports of the other auditors.
5. Based on our review conducted as above and based on the consideration of the reports of other auditors referred to in paragraph 3(i) and 4 above and except for the possible effects of the matter described in paragraph 3(ii) above, nothing has come to our attention that causes us to believe that the accompanying Statement, prepared in accordance with applicable Accounting Standards and other recognised accounting practices and policies, has not disclosed the information required to be disclosed in terms of Regulation 33 of the SEBI (Listing Obligations and Disclosure Requirements) Regulations, 2015, including the manner in which it is to be disclosed, or that it contains any material misstatement.
6. We have not reviewed the consolidated unaudited financial results for the corresponding quarter ended June 30, 2015 included in the accompanying Statement.

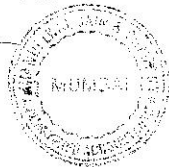
For Khandelwal Jain & Co.  
Chartered Accountants  
Firm Registration No.: 105049W

*Narendra Jain*

(Narendra Jain)

Partner

(Membership No.: 048725)



Place : Mumbai

Date : August 13, 2016

**Oricon Enterprises Limited**

CIN: L28100MH1968PLC014156

Registered Office: 1076, Dr. E. Moses Road, Worli, Mumbai - 400 018

Website: www.oriconenterprises.com Email Id: share@ocl-india.com Tel. No.: 022 24964656 - 60 Fax No.: 022 24963055

**Statement of Unaudited Consolidated Financial Results for the Quarter Ended 30th June, 2016**

Sr. No.	Particulars	3 months ended 30-06-2016	Preceding 3 months ended 31-03-2016	Corresponding 3 months ended 30-06-2015 in the previous year	(Rs. In Lakhs) Previous Year ended 31-03- 2016
		(Unaudited)	(Unaudited)	(Unaudited)	(Audited)
1	<b>Income from Operations</b>				
	(a) Sale of Products (Net of Excise Duty)	22,024.36	17,970.80	22,090.49	75,769.56
	(b) Sale of Service	9,777.16	8,957.89	10,288.64	40,468.91
	(c) Other Operating Income	135.02	262.11	147.17	654.43
	<b>Total Income from Operations (Net)</b>	<b>31,936.54</b>	<b>27,190.80</b>	<b>32,526.30</b>	<b>116,892.90</b>
2	<b>Expenses</b>				
	(a) Cost of Materials consumed	6,358.35	5,713.97	6,892.72	22,843.41
	(b) Purchase of Traded Goods	9,294.27	5,389.18	7,435.71	27,114.25
	(c) Changes in inventories of finished goods, Work in Progress and Stock in Trade	(338.31)	1,000.70	682.29	1,527.53
	(d) Employee Benefits Expense	1,787.70	1,727.48	1,738.57	7,268.57
	(e) Depreciation and Amortisation Expenses	1,574.01	1,518.26	1,326.64	5,655.62
	(f) Charter Freight Charges & Other Freight	525.07	1,502.51	1,653.70	8,318.99
	(g) Consumption of Stores & Spares	955.01	1,266.99	1,037.97	4,098.95
	(h) Other Expenses	9,843.64	8,709.51	9,655.56	36,059.05
	<b>Total expenses</b>	<b>29,999.74</b>	<b>26,828.60</b>	<b>30,423.16</b>	<b>112,886.37</b>
3	<b>Profit / (Loss) from Operations before Other Income, Finance Costs and Exceptional Items (1 - 2)</b>	<b>1,936.80</b>	<b>362.20</b>	<b>2,103.14</b>	<b>4,006.53</b>
4	Other Income	662.48	640.23	1,005.62	2,904.49
5	<b>Profit / (Loss) from Ordinary Activities before Finance Costs and Exceptional Items (3 + 4)</b>	<b>2,599.28</b>	<b>1,002.43</b>	<b>3,108.76</b>	<b>6,911.02</b>
6	Finance Costs	607.32	902.97	656.31	2,755.82
	<b>Profit / (Loss) from ordinary activities after finance costs but before exceptional items (5 - 6)</b>	<b>1,991.96</b>	<b>99.46</b>	<b>2,452.45</b>	<b>4,155.20</b>
8	Exceptional Items	415.95	(361.78)	655.97	733.85
9	<b>Profit/ (Loss) from ordinary activities before tax (7 + 8)</b>	<b>2,407.91</b>	<b>(262.32)</b>	<b>3,108.42</b>	<b>4,889.05</b>
10	<b>Tax Expense</b>				
	Current Tax	958.94	35.20	896.86	1,833.47
	Deferred Tax	(78.64)	(42.48)	(60.13)	(117.42)
	Income Tax for earlier year	3.45	33.24	-	33.30
	MAT Credit Entitlement	20.30	(16.09)	-	(102.66)
		<b>904.05</b>	<b>9.87</b>	<b>836.73</b>	<b>1,646.69</b>
11	<b>Net Profit / (Loss) form ordinary activities after tax (9 - 10)</b>	<b>1,503.86</b>	<b>(272.19)</b>	<b>2,271.69</b>	<b>3,242.36</b>
12	Extraordinary items (net of tax)	-	-	-	-
13	<b>Net Profit / (Loss) for the period (11 - 12)</b>	<b>1,503.86</b>	<b>(272.19)</b>	<b>2,271.69</b>	<b>3,242.36</b>
14	Share of profit / (loss) of associates	-	-	-	-
15	Minority interest	376.50	(41.81)	854.36	1,375.18
16	<b>Net Profit / (Loss) after taxes, minority interest and share of profit / (loss) of associates (13 - 14 - 15)</b>	<b>1,127.36</b>	<b>(230.38)</b>	<b>1,417.33</b>	<b>1,867.18</b>



17	Paid-up Equity Share Capital (Face Value: Rs.2/- per share)	3,140.95	3,140.95	3,140.95	3,140.95
18	Reserve excluding Revaluation Reserve as per balance sheet of previous accounting year				61,243.28
19	Earnings per share (Face Value Rs.2/- each) (not annualised)				
(i)	Before Extraordinary Items				
	(a) Basic	0.72	(0.15)	0.90	1.19
	(b) Diluted	0.72	(0.15)	0.90	1.19
(ii)	After Extraordinary Items				
	(a) Basic	0.72	(0.15)	0.90	1.19
	(b) Diluted	0.72	(0.15)	0.90	1.19

see accompanying notes to the Financial Results




## Consolidated Segment wise Revenue, Results and Capital Employed for the Quarter Ended 30th June, 2016

(Rs. In Lakhs)

Sr. No.	Particulars	3 months ended 30-06-2016	Preceding 3 months ended 31-03-2016	Corresponding 3 months ended 30-06-2015 in the previous year	Previous Year ended 31-03- 2016
		(Unaudited)	(Unaudited)	(Unaudited)	(Audited)
(i)	<b>Segment Revenue</b>				
	(a) Logistics	9,444.28	8,633.17	10,022.75	39,285.05
	(b) Automobiles	9,121.02	6,772.44	7,937.34	30,827.54
	(c) Packaging	11,823.76	10,612.24	12,583.87	40,618.94
	(d) Real Estate ^^	-	-	-	-
	(e) Petrochemical	614.75	717.38	878.66	2,817.64
	(f) Trading	829.39	287.78	971.78	2,657.67
	(g) Liquid Colorants	98.83	88.40	70.66	281.74
	(h) Others	80.57	159.24	108.89	650.88
	<b>Total</b>	<b>32,012.60</b>	<b>27,270.65</b>	<b>32,573.95</b>	<b>117,139.46</b>
	Less: Inter Segment Revenue	(76.06)	(79.85)	(47.65)	(246.56)
	<b>Net Sales / Income from Operations</b>	<b>31,936.54</b>	<b>27,190.80</b>	<b>32,526.30</b>	<b>116,892.90</b>
(ii)	<b>Segment Results</b> [Profit(+) / Loss(-) before tax and Interest from each segment]				
	(a) Logistics	1,186.37	(142.18)	867.94	1,827.98
	(b) Automobiles	44.99	(95.71)	6.48	(277.77)
	(c) Packaging	1,069.21	825.48	1,362.58	3,025.27
	(d) Real Estate ^^	-	-	-	-
	(e) Petrochemical	29.90	62.72	102.53	268.58
	(f) Trading	16.76	2.12	19.40	53.35
	(g) Liquid Colorants	(1.08)	3.64	(6.12)	2.07
	(h) Others	(48.94)	(38.65)	(30.41)	(56.48)
	<b>Total</b>	<b>2,297.21</b>	<b>617.42</b>	<b>2,322.40</b>	<b>4,843.00</b>
	Less:				
	(i) Interest	(521.94)	(846.40)	(542.84)	(2,392.76)
	(ii) Other unallocable income net off unallocable expenditure	632.64	(33.34)	1,328.86	2,438.80
	<b>Total Profit Before Tax</b>	<b>2,407.91</b>	<b>(262.32)</b>	<b>3,108.42</b>	<b>4,889.05</b>
(iii)	<b>Capital Employed</b> (Segment Assets - Segment Liabilities)				
	(a) Logistics	35,545.08	35,553.34	30,479.83	35,553.34
	(b) Automobiles	6,285.92	5,715.02	5,767.30	5,715.02
	(c) Packaging	27,039.88	30,559.35	25,756.11	30,559.35
	(d) Real Estate ^^	18,700.00	-	-	-
	(e) Petrochemical	402.03	431.40	533.54	431.40
	(f) Trading	797.81	1,298.97	1,224.36	1,298.97
	(g) Liquid Colorants	270.29	303.20	304.37	303.20
	(h) Others	955.24	1,083.05	1,466.53	1,083.05
	(i) Unallocable	33,565.68	28,364.46	36,912.57	28,364.46
	<b>Total</b>	<b>123,561.92</b>	<b>103,308.79</b>	<b>102,444.61</b>	<b>103,308.79</b>

^^ The Group has reported Real Estate Segment for the first time and hence the previous quarters / year end figures are not given.



Notes:

- (i) The above results have been reviewed by the Audit Committee and approved by the Board of Directors at its meeting held on 13th August, 2016. The results for the quarter ended 30th June, 2016 have been reviewed by the Statutory Auditors of the Company.
- (ii) The consolidated financial statements have been prepared as per Accounting Standard 21 "Consolidated Financial Statements", Accounting Standard 23 "Accounting for Investments in Associates in Consolidated Financial Statements" and Accounting Standard (AS) 27 "Financial Reporting of Interests in Joint Ventures" as prescribed under Section 133 of the Companies Act, 2013 read with Rule 7 of the Companies (Accounts) Rules, 2014.
- (iii) The consolidated financial results represent the results of Business Operations of the Company, its subsidiary companies, Shinrai Auto Services Ltd.-SASL and its subsidiary (100%), Oricon Properties Pvt. Ltd.-OPPL (100%), United Shippers Ltd.-USL and its subsidiaries (50.19% upto 30th July, 2015 and 59.05% w.e.f 31st July, 2015), Oriental Containers Ltd.-OCL (100%) and the Company's Jointly controlled entity, Claridge Energy LLP (50%).
- (iv) The consolidated financial results should be read in conjunction with the Notes to Unaudited Standalone Financial Results for the quarter ended 30th June, 2016.
- (v) a) Exceptional item amounting to Rs.415.95 lakhs for the Quarter ended 30th June, 2016 represents profit on sale of Land by the Holding Company and the same is considered as unallocable for segment reporting.  
b) Exceptional Item for Year ended and Quarter ended 31st March, 2016 includes Rs.360 lakhs on account of provision for diminution in value of investment by one of the Subsidiary Companies, United Shippers Limited and Rs.1.78 lakhs on account of depreciation charged due to the change of method of depreciation from WDV to SLM by one of the Sub-Subsidiary Companies, Reay Road Iron and Metal Warehousing Private Limited.  
c) Exceptional Item for Year ended 31st March, 2016 and Quarter ended 30th June, 2015 includes Rs.655.97 lakhs on account of profit on sale of its stake in a Joint Venture Company, Dharamtar Infrastructure Limited.  
d) Exceptional Item for Year ended 31st March, 2016 includes Rs.239.66 lakhs on account of profit on sale of its stake in CGU Logistic Limited by one of the Subsidiary Companies, United Shippers Limited and Rs.200 lakhs on account of compensation received towards relinquishing the tenancy rights of the premises by the Holding Company Oricon Enterprises Limited.
- (vi) a) During the year ended 31st March, 2016, United Shippers Limited, Subsidiary Company, had sold its stake on 7th May, 2015 in Joint Venture Company, Dharamtar Infrastructure Limited.  
b) During the year ended 31st March, 2016, one of the Subsidiary Companies, United Shippers Limited had bought back 8,87,510 Equity shares of Rs.10 each from the existing shareholders. As a consequence, the paid up equity share capital of the Subsidiary Company has been reduced to 50,29,218 equity shares of Rs.10 each, resulting in increase in the percentage of holding of the Company from 50.19% to 59.05% w.e.f. 30th July, 2015. Accordingly, the financial results for the Year ended 31st March, 2016 includes 50.19% upto 30th July, 2015 and 59.05% w.e.f 31st July, 2015.  
In view of the above, the results are not comparable.
- (vii) The figures for the quarter ended 31st March, 2016 are balancing figures between the audited figures in respect of the full financial year ended 31st March, 2016 and unaudited published year to date figures upto 31st December, 2015, being the end of the third quarter of the previous financial year.
- (viii) The Board of Directors of the Company at their meeting held on 13th August, 2016 has, subject to approvals of Shareholders, Creditors, Hon'ble High Court Bombay and Regulatory Authorities as may be necessary, approved in principle the amalgamation of Oriental Containers Limited and Oricon Properties Private Limited (Company's Wholly Owned Subsidiaries) with the Company. The appointed date for amalgamation is 1st April, 2016.



(ix) a) During the quarter ended 30th June, 2016, Oricon Properties Private Limited (Wholly Owned subsidiary of the Company) has considered and decided to enter into Real Estate business of development, purchase and sale of Real Estate and decided to redevelop its Land situated at Worli, Mumbai with its full potential of FSI available as per Development Control Regulations (DCR) No. 33(7). Accordingly, the Subsidiary Company has converted the Land having the carrying value of Rs.39,142.58 lakhs under fixed assets into stock in trade at its fair market value and consequently an amount of Rs.10,142.58 lakhs has been debited to Revaluation Reserve and the balance amount of Rs.11,688.74 lakhs in Revaluation Reserve has been transferred to Capital Reserve.

b) During the quarter, Oricon Properties Private Limited (OPPL), a wholly owned subsidiary, has entered into a Joint Development Agreement (JDA) with Tapir Realty Developers Limited, a subsidiary of Indiabulls Real Estate Limited for development of its 7,810 sq. mtrs plot situated at Dr. E. Moses Road, Worli, Mumbai – 400 018 as per the terms and conditions contained in the said JDA.


(x) Information on Standalone Financial Result as per Regulation 33 of SEBI (Listing Obligations and Disclosure Requirements) Regulations, 2015 :

Particulars	3 months ended 30-06-2016	Preceding 3 months ended 31-03-2016	Corresponding 3 months ended 30-06-2015 in the previous year	(Rs. in lakhs) Previous Year ended 31-03- 2016
	(Unaudited)	(Unaudited)	(Unaudited)	(Audited)
a) Net Sales / Income from Operations	1,577.27	1,147.33	2,030.00	6,147.01
b) Profit from ordinary activities before tax	340.68	772.51	238.26	1,625.55
c) Net Profit after tax	262.96	757.28	230.86	1,581.91

(xi) The Company has opted to publish only the consolidated financial results. Investors can view the standalone results on the websites of the Company ([www.oriconenterprises.com](http://www.oriconenterprises.com)), BSE Limited ([www.bseindia.com](http://www.bseindia.com)) and National Stock Exchange of India Limited ([www.nseindia.com](http://www.nseindia.com)).

(xii) Figures for the previous periods are re-classified / re-arranged / re-grouped, wherever necessary.

For and on behalf of the Board of Directors



*[Signature]*

Rajendra Somani  
Managing Director  
(DIN No.: 00332465)

Mumbai  
Date : 13th August, 2016

